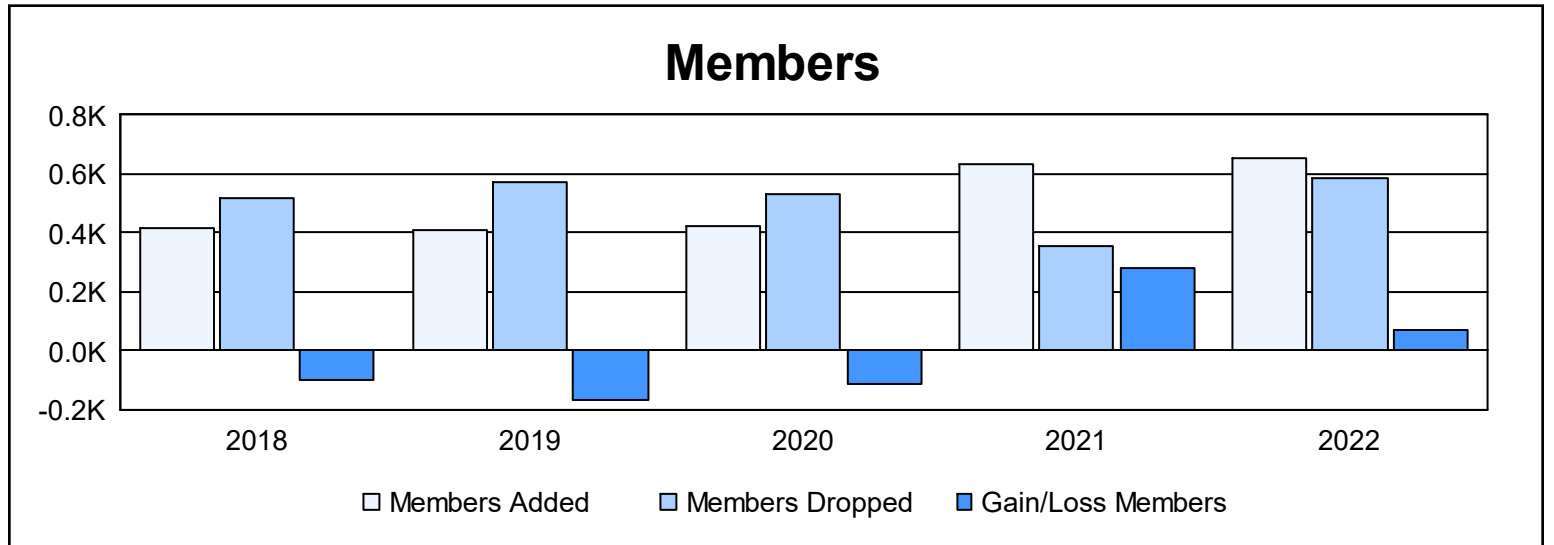
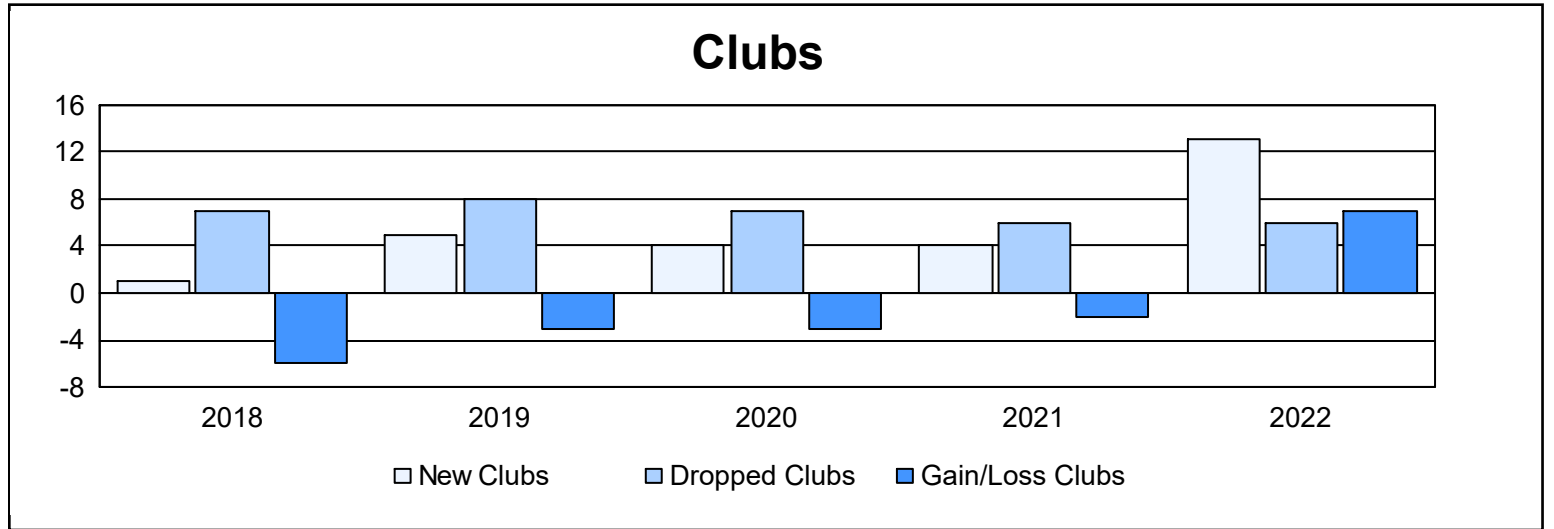
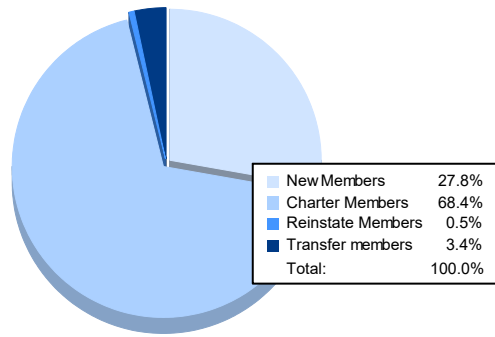


| Year | New Clubs | Dropped Clubs | Gain/ Loss Clubs | New Members | Charter Members | Reinstate Members | Transfer Members | Total Member Added | Total Members Dropped | Gain/ Loss Members |
|----------------|-----------|---------------|------------------|-------------|-----------------|-------------------|------------------|--------------------|-----------------------|--------------------|
| 2017-2018 | 1 | 7 | -6 | 379 | 29 | 3 | 5 | 416 | 517 | -101 |
| 2018-2019 | 5 | 8 | -3 | 275 | 107 | 18 | 7 | 407 | 571 | -164 |
| 2019-2020 | 4 | 7 | -3 | 214 | 173 | 22 | 14 | 423 | 534 | -111 |
| 2020-2021 | 4 | 6 | -2 | 479 | 119 | 30 | 5 | 633 | 352 | 281 |
| 2021-2022 | 13 | 6 | 7 | 181 | 445 | 3 | 22 | 651 | 583 | 68 |
| Average | 5 | 7 | -1 | 306 | 175 | 15 | 11 | 506 | 511 | -5 |



Membership Composition June 2022 Cumulative



Gender Composition June 2022 Cumulative

